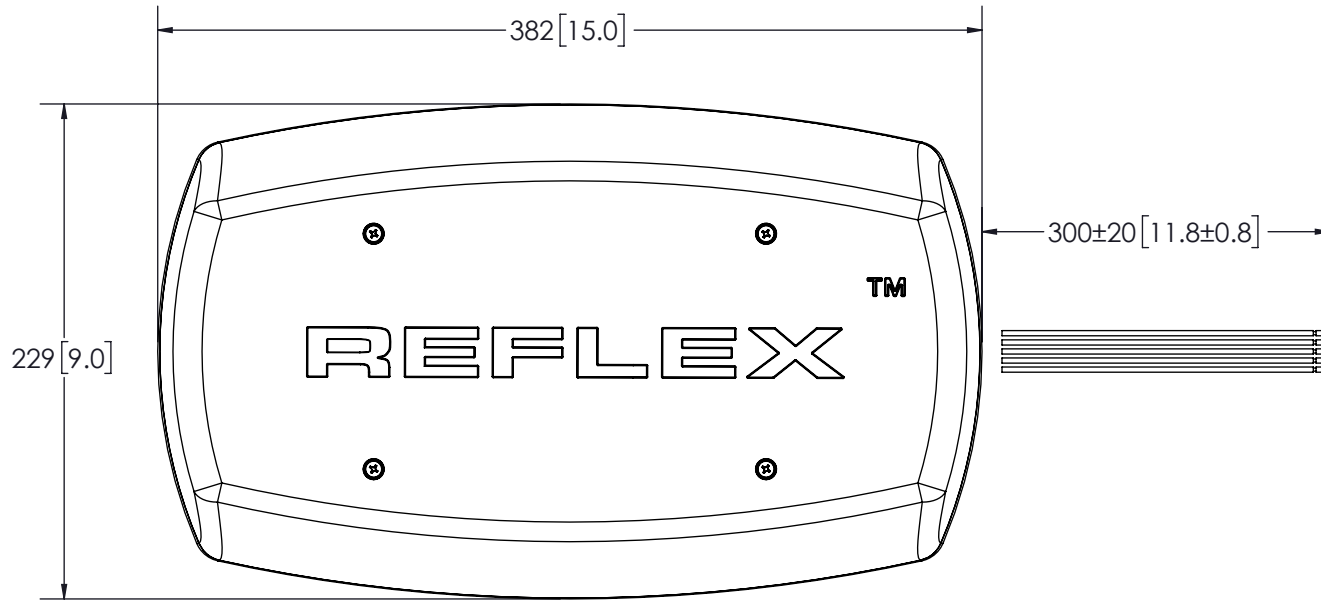


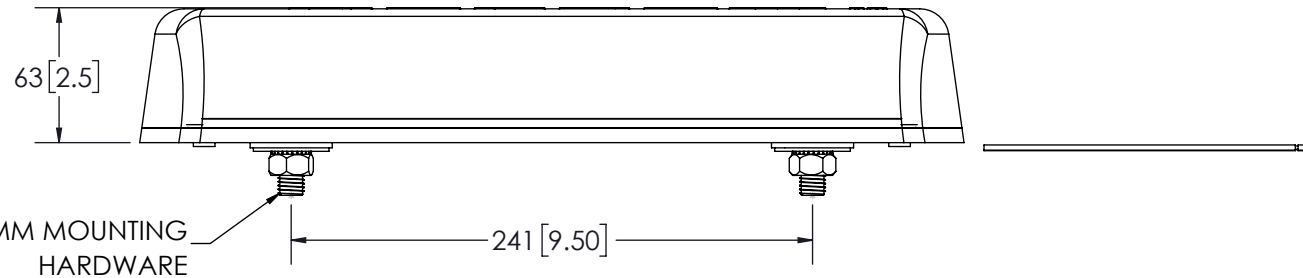
REVISION HISTORY		
REV.	DESCRIPTION	DATE
A	INITIAL RELEASE PER P3#12011	2012-08-13
B	REVISED PER LC2754	2020-07-09




5-18 AWG WIRES
 RED - POSITIVE(+)
 BLACK - NEGATIVE(-)
 YELLOW - FLASH PATTERN SELECT
 GREEN - SYNCHRONIZE
 VIOLET - DIM

SPECIFICATIONS

- CERTIFICATIONS: R10; R65; IP69K
 Note: Unique components, accessories and hardware kits are Not typically included in the Product Certification Test Protocols. Unless otherwise Specified, the Product Certifications referred to herein predicated upon the Base product model configuration
- FLASH MODE: DOUBLE : 125 ± 5 FLASHES PER MINUTE
 QUAD : 125 ± 5 FLASHES PER MINUTE
 QUINT : 125 ± 5 FLASHES PER MINUTE
- VOLTAGE (NOMINAL): 12 to 24 VDC
- VOLTAGE (LIMITS): 9.0 to 32.0 VDC
- CURRENT (PEAK): 5.0 A @ 12VDC
- POWER (MAXIMUM): 64.5W 12 VDC NOMINAL
- TEMPERATURE RANGE: -22°F (-30°C) TO 122°F (50°C)
- CONNECTION: 5-18 AWG WIRES
- MOUNTING: 2 BOLT MOUNT KIT
- BASE MATERIAL: POLYCARBONATE
- LENS MATERIAL: POLYCARBONATE
- PRODUCT WEIGHT: 1.19 Kg (2.65 LBS)



NOTES:
 1. ROHS COMPLIANT
 2. DIMENSIONS IN MILLIMETRES [INCHES (FOR REFERENCE)]

SCALE 1:3.5		APPROVALS	DATE	 ECCO ® www.eccolink.com Americas (800) 635-5900 Europe +44 (0)113 237 5340 Asia Pacific +61 (0)3 63322444											
CAD GENERATED DRAWING DO NOT MANUALLY UPDATE. MODEL REFERENCED: B		DR. Liam Hainsworth	2020-06-19												
TOLERANCES ARE IN INCHES, AND MILLIMETERS TOLERANCES UNLESS OTHERWISE STATED ARE:		CHECKED BND													
<table border="1"> <tr> <th>MILLIMETERS DECIMALS</th> <th>INCHES DECIMALS</th> <th>ANGLES</th> </tr> <tr> <td>XX. ± 1.0mm</td> <td>X.X ± 0.1</td> <td>± 0.5°</td> </tr> <tr> <td>XX.X ± 0.5mm</td> <td>X.XX ± 0.04</td> <td>FRACTIONS</td> </tr> <tr> <td></td> <td>X.XXX ± 0.02</td> <td>± 1/64</td> </tr> </table>		MILLIMETERS DECIMALS	INCHES DECIMALS		ANGLES	XX. ± 1.0mm	X.X ± 0.1	± 0.5°	XX.X ± 0.5mm	X.XX ± 0.04	FRACTIONS		X.XXX ± 0.02	± 1/64	MECH. ENG. NMT
MILLIMETERS DECIMALS	INCHES DECIMALS	ANGLES													
XX. ± 1.0mm	X.X ± 0.1	± 0.5°													
XX.X ± 0.5mm	X.XX ± 0.04	FRACTIONS													
	X.XXX ± 0.02	± 1/64													
		ELEC. ENG. TJT		LED MINIBAR, 8 HEAD, 2 BOLT, 12-24VDC, CLEAR											
		TEST ENG. JRT		CUSTOMER PART NO. 5565CA-VA2											
		SALES. WNH		SIZE: A4 DWG. NO. 5565CA-VA2 REV. B											
THIRD ANGLE PROJECTION		Electronically Controlled Use Latest Copy		SHEET 1 OF 1 Project: P10012 Date Created: 2011-12-02											

PROPRIETARY AND CONFIDENTIAL INFORMATION
 THIS DRAWING AND THE DESIGN AND OTHER INFORMATION DISCLOSED HEREIN ARE THE PROPERTY OF ELECTRONIC CONTROLS COMPANY AND/OR ITS ECCO SAFETY GROUP AFFILIATES ("ECCO") AND IS ISSUED IN CONFIDENCE TO RECIPIENT FOR ENGINEERING INFORMATION PURPOSES ONLY. THIS DRAWING AND THE DESIGN AND OTHER INFORMATION DISCLOSED HEREIN MAY NOT BE USED, COPIED, REPRODUCED OR OTHERWISE DISCLOSED IN PART OR IN WHOLE TO THIRD PARTIES OR USED FOR ANY OTHER PURPOSE WITHOUT PRIOR ECCO WRITTEN CONSENT. ECCO RESERVES ALL PATENT, COPYRIGHT, TRADEMARK AND OTHER PROPRIETARY RIGHTS TO THIS DOCUMENT, INCLUDING ALL DESIGN, MANUFACTURING, REPRODUCTION, USE AND SALES RIGHTS THEREOF. THIS DRAWING IS SUBJECT TO RECALL BY ECCO AT ANY TIME, AND YOUR POSSESSION AND/OR USE CONSTITUTES ACCEPTANCE OF THESE TERMS. ©2020 ELECTRONIC CONTROLS COMPANY